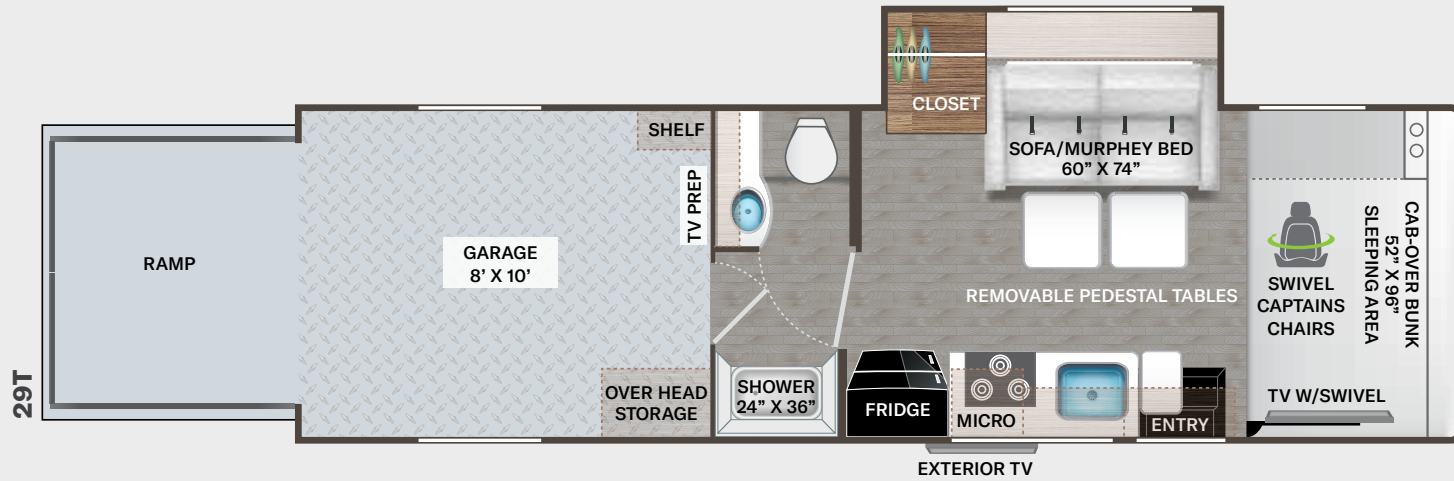
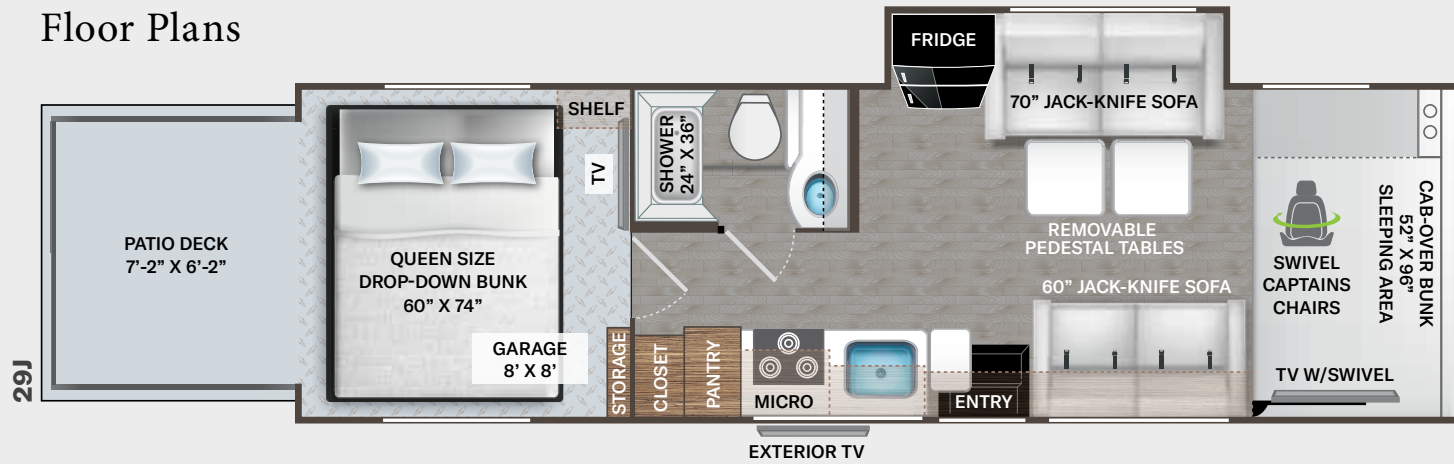




Floor Plans



Exteriors



BLUE SPARX



RED RYDER

Interiors

BLACK TALON 2 DECOR

WEATHERED CHERRY



FLOORING



VAPOR BLUE 2 DECOR

COASTLINE GREY



Use your phone's camera to find out more information on the **Class C** Outlaw. Just scan the code!

OUTLAW[®]

Featured Highlights

CONSTRUCTION & EXTERIOR

- Ford® E-Series Chassis - 7.3L V8, 325HP & 450 lb-ft Torque - w/TPM's
- Automatic Leveling Jacks with Touchpad Controls
- Premium One-Piece Crossflex Roofing Material
- Sterling Fiberglass Exterior with Graphics Package
- Power Patio Awning with Integrated LED Lighting
- Lighted Rotocast Storage Compartments
- Entry Grab Handle
- Under-entry-step Accent Light
- Drop-Down Ramp Door, Patio Deck Railings & Manual Patio Awning
- Spot Lights Over Ramp Door
- Stainless Steel Storage Cabinet in Garage
- Bug Screen Curtain in Garage
- Removable Interior/Exterior Table for Garage & Patio (29J)
- Air Ventilation Sidewall Vents in Garage
- 8,000-lb. Trailer Hitch

AUTOMOTIVE & COCKPIT

- 10" Touchscreen Dash Radio, Android® and Apple Car Play™ with Back-Up Monitor
- Sirius XM® Tuner and Antenna
- Heated/Remote Exterior Mirrors with Integrated Side View Cameras
- Cruise Control
- Tilt Steering Wheel
- Steering Wheel Audio and Camera Controls
- Keyless Entry System (Cab Doors)
- Power Windows & Door Locks
- Swivel Leatherette Captain's Chairs with Filler Cushions
- Molded Automotive Cockpit Headliner
- Valve Stem Extenders

- Stainless Steel Wheel Liners
- Aluminum Running Boards
- Emergency Engine Start
- Windshield Privacy Curtain
- Map Light
- LED Taillights

INTERIOR

- Residential Vinyl Flooring
- Hard Vinyl Ceiling Material
- LED Lighting
- Entry Grab Handle
- Pressed Laminate Countertops Throughout
- Weathered-Cherry Cabinet Doors with Nickel Finish Hardware
- Full-extension Metal Ball-bearing Drawer Guides
- Queen-size Powered Drop-Down Bunk in Garage (29J)
- Leatherette Jackknife Sofa and Removable Pedestal Table (29J)
- Leatherette Sofa with Queen Size Murphy Bed Conversion and Removable Pedestal Table (29T)
- Wireless Phone Charger with USB Plug on Countertop Behind Sofa (29J)
- Wall Cubby with Net and USB Charging Plug
- Cab-over Sleeping Area with Cup Holders and Telescoping Bunk Ladder
- Bedspread and Pillow Shams (29T)
- Premium Window Privacy Roller Shades
- 12-volt Attic Fan with Cover in Cab-Over
- Ceiling Vent in Garage
- Tread-plate Non-slip Flooring in Garage w/Tie Down Rings
- Stainless Steel Storage Cabinet in Garage (29J)
- Slated Track System in Garage for Hanging Accessories (29T)

INTERIOR OPTIONS

- Coastline Grey Flat-panel Cabinet Doors with Nickel Finish hardware
- Cab-over Area Child Safety Net

KITCHEN

- 12 volt Refrigerator with Auto Generator Start
- Recessed 3-Burner Gas Cooktop with Glass Cover
- Matching Metal Storage Drawer Under Cooktop
- Range Hood with Task Light Above Cooktop
- Convection Microwave Oven
- 12-volt Vent in Kitchen
- Under-mounted Kitchen Sink with Stainless Steel Sink Cover and Single-handle Faucet with Pull-down Sprayer
- Kitchen Accent Countertop Lights
- Pantry Cabinet

BATHROOM

- Stainless Steel Bathroom Sink
- 12-volt Ceiling Vent
- Robe Hooks
- Foot-flush Toilet
- Skylight in Shower
- Curved Anti-Bacterial Shower Curtain
- Showermiser Hot Water Recycling System

ENTERTAINMENT

- 39" LED TV in Cab-over on Manual Swivel
- 32" LED TV in Garage
- Exterior 32" TV on Swivel Bracket with Bluetooth® Built-in Sound Bar and Radio
- Premium Dash Radio Speaker for Living Area
- Cable TV & CAT6 Video Distribution
- Bluetooth® Coach Radio System in Garage

- Winegard® Connect™ 2.0 WiFi / 4G / TV Antenna
- Power Charging Center for Electronics
- Satellite Mounting Backer in Roof

ELECTRICAL & PLUMBING

- 4000 kW Gas Generator
- 30-amp Shoreline Power Cord
- Automatic Transfer Switch with Power Protection
- Centralized Systems Control Center
- Single Roof Air Conditioner
- 5,000 BTU Air Conditioner with Remote in Garage
- Group 31 Auxiliary House Battery
- Battery Tray for Four (4) Batteries
- 1,000-watt Entertainment Inverter
- USB Charging Station in Garage with 12-volt CPAP Power Outlet
- 100-Watt Solar System with Solar Panel and Charging Controller
- Tankless Water Heater
- Water Filtration System
- Black Tank Flush System
- 360° Siphon® Holding Tank Vent Cap
- Holding Tanks with Heat Pads
- Exterior Shower (29J)
- Exterior LP Connection
- Exterior Water Spray Port (29J)

Specifications

SPECIFICATIONS	29J	29T
Chassis	Ford E Series	Ford E Series
Gross Vehicle (GVWR)	14,500	14,500
Gross Combined (GCWR)	22,000	22,000
Wheel Base	219"	213"
Exterior Length (w/o ladder)	31'-2"	31'-2"
Exterior Height (w/AC)	10'-10"	10'-10"
Exterior Width (w/o mirrors)	99"	99"
Interior Height (living area)	84"	84"
Awning Size	16'	17'
Fuel (gal)	55	55
LPG (lbs)	40.9	40.9
Fresh/Waste/Gray Water (gal)	40 / 30 / 34.5	40 / 30 / 34.5
Water Heater (gal)	Tankless	Tankless
Furnace (BTUs)	19,000	19,000
Exterior Storage Capacity (cu. ft.)	17.2	18
Garage Capacity (lbs.)	1,000	1,000
Hitch Rating (lbs.)	8,000	8,000



Use your phone's camera to find out more information on the **Class C Outlaw**. Just scan the code!



P.O. Box 1486, Elkhart, IN 46515
Sales Department: 800.860.5658



OUTLAW®

For a complete listing of specifications and available features, visit: thormotorcoach.com/outlaw-class-c

IMPORTANT—PLEASE READ: This brochure reflects product design, fabrication, material, components and specifications at the date of printing, which date is disclosed below. Please visit us online at ThorMotorCoach.com or consult with your selling dealership for the latest in standards, options, specification and technical information. Photographs in the brochure may depict optional equipment or may only be available in certain floor plans. Components, appliances and the chassis may have been manufactured in a calendar year before the vehicle's designated model year. All capacities are approximate. The actual length of the vehicle may differ from that indicated in the brochure due to variances in the manufacturing processes and/or installed components. All dry weights are based on standard model features and do not include optional features or equipment. Component part and appliance manufacturers issue limited warranties covering portions of the vehicle not covered under the limited warranty we issue. Copyright Thor Motor Coach, Inc. © MY 05/25/2023