

DYNAMAX 

A DIVISION OF FOREST RIVER

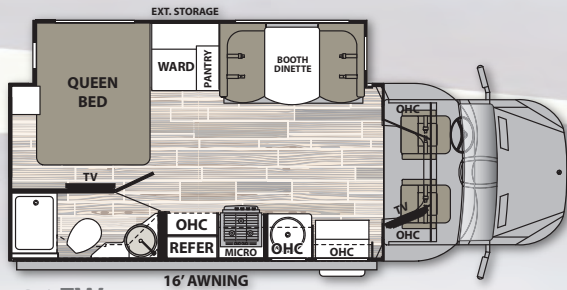
DIFFERENT BY DESIGN



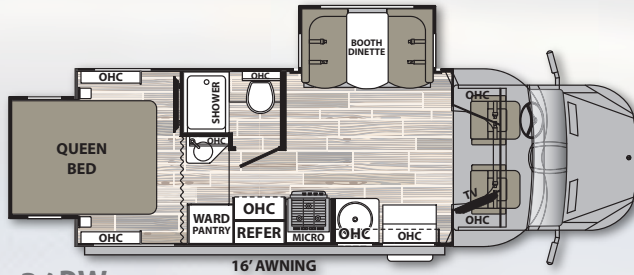
2021

3 SERIES *isata*

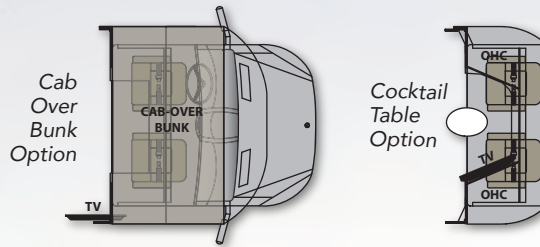
ISATA 3 SERIES



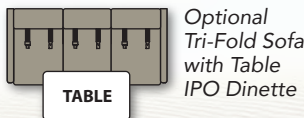
24FW



24RW



Optional Dual Power Recliners IPO Dinette



Optional Tri-Fold Sofa with Table IPO Dinette

Dimensions:	24FW	24RW
GVWR	11,030 lbs.	11,030 lbs.
GCWR	15,250 lbs.	15,250 lbs.
GAWR - Front	4,410 lbs.	4,410 lbs.
GAWR - Rear	7,720 lbs.	7,720 lbs.
UVW*	10,126 lbs.	10,106 lbs.
Overall Length	24' 7"	24' 7"
Exterior Width	94"	94"
Wheelbase	170"	170"
Overall Exterior Height	11' 5"	11' 5"
Interior Height	81"	81"
Fuel Capacity	26.4 Gal.	26.4 Gal.
Water Capacities (Gal.) Fresh/Gray/Black	35/32/32	35/32/32
LPG Capacity (WC)	20.3 Gal.	20.3 Gal.
Awning Length	16'	16'

* UVW is an estimate only based on standard equipment.

STANDARD FEATURES & OPTIONS

CHASSIS

- Mercedes-Benz® Sprinter Chassis
- 3.0L V6 Turbo Diesel Engine (188hp and 325 ft.-lbs. of Torque)
- 7G-TRONIC PLUS Automatic Transmission with Overdrive
- 26.4-Gallon Fuel Tank
- 5.75-Gallon Diesel Exhaust Fluid Tank
- Lane Keep Assist
- Adaptive Cruise Control
- Active Brake Assist
- High-Beam Assist
- Crosswind Assist
- Attention Assist
- Traffic Sign Assist
- Rescue Assist
- Electronic Stability Program (ESP)
- Wet Wiper System
- Trailer Hitch (5,000 Tow lbs.) with 7-Way Round Tow Connection
- Bilstein® Gas-Charged Rear Shock Absorbers
- Momentary Battery Booster Switch for Connecting Chassis and House Batteries
- Single 12V Chassis Battery
- 220-Amp Alternator
- LED Brake, Turn, and Backup Lights
- Aluminum Running Boards
- Front and Rear Tires: LT215/85 R16
- Single Front Wheels: Steel (5.5" x 16")
- Dual Rear Wheels: Steel (5.5" x 16")
- Valve Extensions (where applicable)
- 4.18 Rear Axle Ratio

- Power, Heated Leatherette Cab Seats with Swivel Bases
- Upgraded Multifunction Steering Wheel
- Upgraded Instrument Cluster with Pixel-Matrix Display
- Quad-View Camera System (Right Side, Left Side, Hitch, and Rear Horizon Views)
- MBUX (Mercedes-Benz User Experience) 10.25" Touch Screen Infotainment System with Navigation, AM/FM, Bluetooth®, Sirius/XM® (tuner and antenna), Apple® CarPlay™/Android® Auto™ Functionality, and "Hey Mercedes" Voice Control
- 12V and USB Accessory Ports
- Adjustable Steering Column
- Power Windows and Locks
- Power Exterior Mirrors (Auto-Heated at Low Temperatures)
- 3-Point Seat Belts
- Front, Thorax, and Window Safety Air Bags
- Lockable Safe in Passenger Seat Base
- Deluxe, Removable Automotive Cab Carpet Mat
- Drink Holders

CONSTRUCTION

- 1 1/2" Aluminum-Framed, Laminated Sidewalls with Block Foam Insulation
- Gel-Coat Fiberglass Walls with Azdel Backing
- Aluminum-Framed Floor
- Aluminum-Framed Roof Trusses
- Crowned, One-Piece Fiberglass Roof
- Fiberglass Rear Bumper

- Foil-Lined Ductwork Throughout
- Aerodynamic Fiberglass Front Wing Panels
- Aerodynamic Fiberglass Front Cap with Cab-Over Cabinets
- Dark-Tinted, Frameless Windows
- Seamless Rotocast Storage Compartments with LED Lighting
- Locking Aluminum Exterior Storage Doors with Compression Latches
- Electric Slide System
- Power Rear Stabilizer Jacks with Independent Left and Right Controls

EXTERIOR

- Custom Full Body Paint Package
- Premium Cut and Buffed Paint Finish
- Front-End Diamond Shield® Paint Protection
- Dual-Pitch, Armless Patio Awning with LED Lighting and Motion-Activated Retraction
- Slideout Topper(s)
- LED Patio Light
- Entry Door with Dark-Tinted, Frameless Window and Integrated Shade
- Lighted Acrylic Entry Grab Handle
- Lighted Power Entry Step
- Exterior TV Mount
- Exterior Speakers
- Front and Rear LED Clearance and Marker Lighting

INTERIOR

- Premium Vinyl Flooring Throughout
- Soft-Touch Padded Vinyl Ceiling
- LED Flush-Mount Ceiling Lighting

FULL BODY PAINT PACKAGES With Front-End Diamond Shield



- Sprung, Residential Style Dinette Seats with Lift Up Storage
- Coordinating Window Treatments
- Blackout Roller Shades
- Hardwood Shaker-Style Cabinetry
- Full Extension, Soft-Closing Drawer Guides (where applicable)
- Hidden Hinges
- 32" LED Smart TV (Living Area)
- Stereo System - AM/FM/CD/DVD with Zoned Speaker Control and Bluetooth® Smart Phone App Control
- Easy Access Battery Compartment Beneath Entry Step
- Entry with Non-Skid Rubber Step and Steel Risers
- Thermal, Reflective Front Privacy Shades
- USB Charging Ports

KITCHEN

- 7.0 cu. ft. 2-Way Refrigerator (Double-Door)
- Gas Range with Glass Cover
- Convection Microwave Oven
- Solid Surface Countertops with LED Edge Lighting
- Solid Surface Countertop Extension
- Stainless Steel Sink with Solid Surface Cover
- Residential Stainless Steel Spring Gooseneck Faucet
- Under-Cabinet Lighting
- MaxxAir® Power Vent with Built-In Rain Cover

BEDROOM

- Queen Bed (60" x 75") with Gel-Infused Memory Foam Mattress
- Under-Bed Storage (24FW)
- Deluxe Padded Headboard (Floor Plan Specific)
- Designer Bedding Package
- 32" LED Smart TV
- Cedar-Lined Wardrobe
- LED Reading Lights
- USB Charging Ports
- Privacy Partition

BATHROOM

- Shower with Light-Weight, Soft-Sided Shower Door
- Shower Skylight
- Oxygenics Body Spa® RV Shower Head
- Stainless Steel Sink with Residential Faucet
- Composite Foot-Flush Toilet with Hand Sprayer
- MaxxAir® Power Vent with Built-In Rain Cover

UTILITIES

- Dual 12V Group 27 AGM Deep-Cycle, Maintenance-Free Auxiliary Batteries
- Firefly Multiplex® Wiring with Touch Screen Command Center, Switch Panels, and Bluetooth® Smart Phone App Control
- Battery Disconnect at Entry
- 30-Amp Service
- 2,000W Pure Sine Wave Inverter (3,300 Peak Watts)

- 3.6kW Onan® LP Generator with Auto Transfer Switch (Mounted on Isolator Pads)
- Automatic Generator Start
- Ducted, Low-Profile 15,000-BTU Air Conditioner with Heat Pump
- 20,000-BTU Furnace with Electronic Ignition
- 60,000-BTU Truma® Aqua Go Comfort™ On-Demand Water Heater (LP)
- 20.3-Gallon LP Tank (WC)
- LP Quick Connect
- Water Filtration System
- Exterior Shower in Service Bay
- Exterior GFCI Receptacle
- Winegard® Connect 2.0™ Dome Antenna (WiFi Extender, 4G LTE, Omnidirectional HD OTA, FM, SIM Card Port)
- 4x4 HDMI Matrix
- Cable TV/Satellite Hookup
- 60-Amp Progressive Dynamics Converter with Charge Wizard® System
- Black Tank Flush
- TruTank® Level Monitoring (Measures in 5% Increments)
- 12V Heat Pads on Gray, and Black Tanks
- Water Management Valve for Fill and Winterizing
- Upgraded 12V On-Demand Water Pump (4 gallons per minute)
- Carbon-Monoxide, LP, and Smoke Detectors
- Fire Extinguisher



24FW shown with Driftwood cabinetry, Walnut décor and optional Dual Recliners.


OPTIONS

- Solar Panels - Two 100 Watt with 30 Amp Controller
- Low-Temp Lithium (200aH) in place of AGM Batteries
- Alcoa® Aluminum Wheels (Set of Four) with Metal Valve Extensions
- Extended Fiberglass Front Cap with 54" x 80" Cab-Over Bunk Mattress and Privacy Curtain
- Automatic, 4-Point Hydraulic Leveling Jacks with Bluetooth® Smart Phone App Control
- Dual, Power Reclining Theater Seats in place of Dinette
- Tri-fold Sofa with Pedestal Table in place of Dinette
- Cocktail Table Between Cab Seats
- Cab Seat Booster Cushions (Set of Two)
- Winegard® In-Motion T4 Satellite (Dish® SD-HD, DirectTV® SD, BellTV® SD-HD)
- 3.2kW Onan® Diesel Generator in place of Standard 3.6kW LP
- Tire Pressure Monitoring System with Metal Valve Extensions

Dynamax often makes running changes, (changes made outside of model year timing) to improve the reliability, performance or capacity. Please refer to www.dynamaxcorp.com for the most current specifications.



DÉCOR SELECTIONS




Main

Valance with Accent



Main

Valance with Accent



Main

Valance with Accent



Main

Valance with Accent



Main

Valance with Accent



Learn More
Scan this barcode using
a QR Reader on your
smart phone to learn
more about Forest River.



STANDARD

Aerodynamic Front Cap
with Cab-Over Cabinets



OPTIONAL

Extended Front Cap
with Cab-Over Bunk



DYNAMAX
A DIVISION OF FOREST RIVER

DIFFERENT BY DESIGN

2745 Northland Dr. ■ Elkhart IN 46514
888-295-7859 ■ www.dynamaxcorp.com

GVWR (Gross Vehicle Weight Rating) - is the maximum permissible weight of the unit when fully loaded. It includes all weights, inclusive of all fluids, occupants, cargo, optional equipment and accessories. For safety and product performance do NOT exceed the GVWR.

GCWR (Gross Combined Weight Rating) - is the maximum permissible loaded weight of your motor home and any towed trailer or towed vehicle. Actual GCWR of this vehicle may be limited by the sum of the GVWR and the installed hitch receiver maximum capacity rating; see hitch rating label for detail.

GAWR (Gross Axle Weight Rating) - is the maximum permissible weight, including cargo, fluids, optional equipment and accessories that can be safely supported by each axle.

UVW (Unloaded Vehicle Weight) - is the typical weight of the unit as manufactured at the factory. It includes all weight at the unit's axle(s), including full fuel, all fluids and LP Gas. The UVW does not include cargo, fresh potable water, additional optional equipment or dealer installed accessories.

*Estimated Average based on standard build optional equipment.

CCC (Cargo Carrying Capacity) - is the amount of weight available for fresh potable water, cargo, passengers, additional optional equipment and accessories. CCC is equal to GVWR minus UVW. Available CCC should accommodate fresh potable water (8.3 lbs per gallon). Before filling the fresh water tank, empty the black and gray tanks to provide for more cargo capacity.

**Estimated average based on standard build optional equipment.

Each Forest River RV is weighed at the manufacturing facility prior to shipping. A label identifying the unloaded vehicle weight of the actual unit and the cargo carrying capacity is applied to every Forest River RV prior to leaving our facilities.

The load capacity of your unit is designated by weight, not by volume, so you cannot necessarily use all available space when loading your unit. Actual towing capacity is dependent upon your particular loading and towing circumstances, which includes the GVWR, GAWR and GCWR as well as adequate trailer brakes. Please refer to the Operator's Manual of your vehicle for further towing information.

All information contained in this brochure is believed to be accurate at the time of publication. However, during the model year, it may be necessary to make revisions and Forest River, Inc., reserves the right to make all such changes without notice, including prices, colors, materials, equipment and specifications as well as the addition of new models and the discontinuance of models shown in this brochure. Therefore, please consult with your Forest River dealer and confirm the existence of any materials, design or specifications that are material to your purchase decision.


©2020 Dynamax, a Division of Forest River, Inc., a Berkshire Hathaway company. All Rights Reserved. 10/20

Find us on
Facebook



PRE-DELIVERY INSPECTION FACILITY

20,000 square feet of quality assurance. The bare essentials for a premium product. This state-of-the-art facility gives immediate daily feedback to production for quality assurance in every unit built.



24/7 EMERGENCY ROADSIDE ASSISTANCE WITH VEHICLE PURCHASE*

TOWING	WINCH-OUT
JUMP-STARTS	MOBILE MECHANIC
TIRE CHANGES	TECHNICAL SUPPORT
FLUID DELIVERY	DEALER LOCATOR SERVICES
LOCKOUT SERVICE	



*VALID FOR 1 YEAR FROM DATE OF PURCHASE



www.ForestRiverBuyLocal.com

FREE MEMBERSHIP
to Forest River Owners' Group

www.forestriverfrog.com



Dynamax Owner "Digital Kit" App

Now you can have your Owner's Manual with you wherever you are. Download our FREE App from the App Store or Google Play and you'll have the information right at your fingertips.



Paint Video

<https://www.youtube.com/watch?v=sLgLoR26jfs>

Factory Video Tour

<https://www.youtube.com/watch?v=q5cG43PD7SE>

Your Authorized Isata 3 Series Dealer