




# OUTLAW

## WILD WEST EDITION



Use your phone's camera to find out more information. Just scan the code!



CROSSFIRE BLUE HD-MAX®



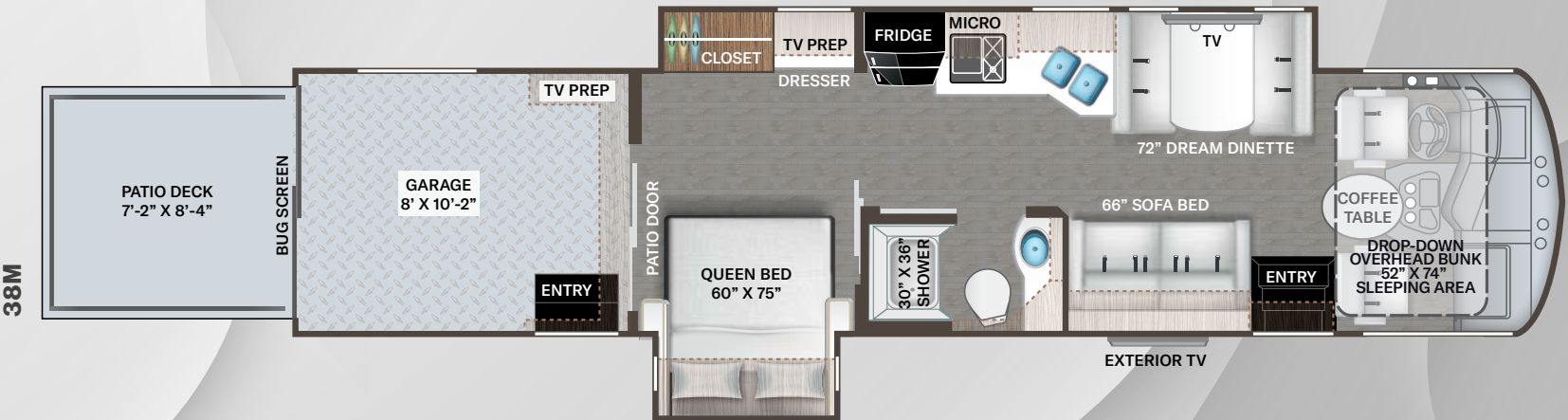
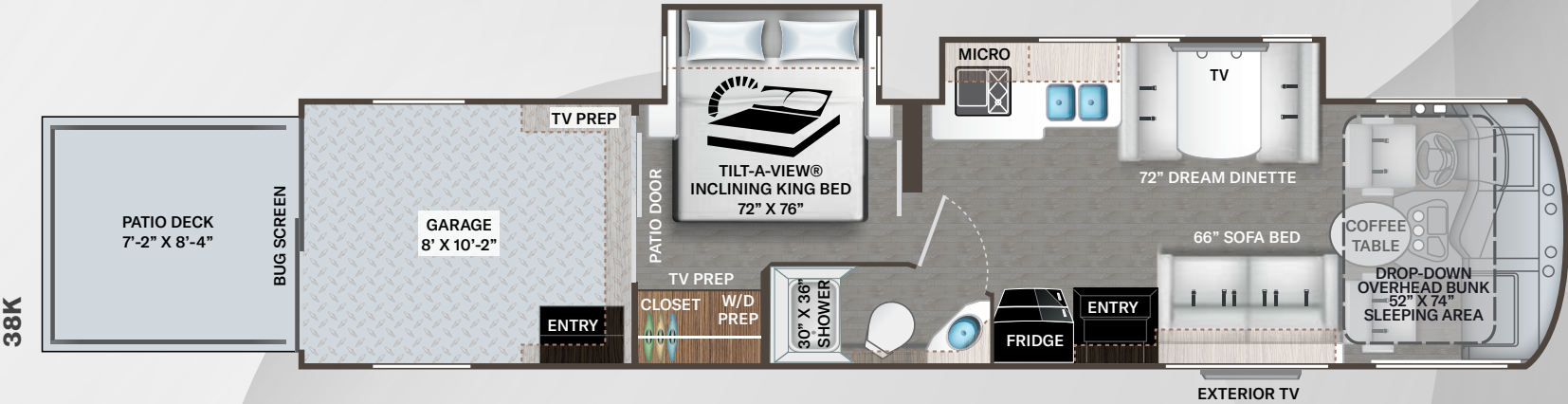
BOOST BLUE FULL BODY PAINT



SOLAR REFLECTION FULL BODY PAINT



STORM BAY FULL BODY PAINT





Use your phone’s camera to find out more information. Just scan the code!

# OUTLAW

## WILD WEST EDITION

### CONSTRUCTION & EXTERIOR

- Ford® F-53 Chassis - 7.3L V8 Engine, 335HP & 468 lb.-ft. Torque - TorqShift® 6-Speed Automatic Transmission with Overdrive
- HD-Max® Exterior with Graphics Package & Partial Paint
- Premium One-piece Domed Roof Membrane
- Automatic Leveling Jacks with Touchpad Controls
- Electric Entry Steps
- Basement Pass-Through Storage
- Power Patio Awning with Integrated LED Lighting
- Framed Single Pane Windows
- Pet-Link™ Multi-Purpose Tie-Down
- Garage Drop-Down Zero-G® Ramp Door with Patio Railing System
- Bug Screen at Rear of Garage
- Air Ventilation Sidewall Vents in Garage
- Rear Spot Lights
- 8,000-lb. Trailer Hitch with 7-pin Round Connector

### CONSTRUCTION & EXTERIOR OPTION

- Full-Body Paint Package with Gel Coated Sidewalls & Invisible Front Paint Protection

### AUTOMOTIVE & COCKPIT

- 14” Touchscreen Dash Radio with Bluetooth®, Apple CarPlay™, Android Audio® & Sirius/XM® Radio Prep
- Steering Wheel Audio & Camera Control
- Back-Up Monitor
- Heated/Remote Exterior Mirrors with Integrated Side View Cameras
- Blind Spot Detection

- Reclining/Swivel Leatherette Captain’s Chairs with Stow-Away Coffee Table
- Tilt and Telescoping Steering Wheel
- Automatic Headlights
- Fog Lights
- Emergency Engine Start Switch
- Power Roller Shade on Windshield
- Privacy Drapes on Side Windows
- 22.5” Tires with Aluminum Wheels
- Valve Stem Extenders on Rear Wheels
- Dash Workstation with 110-volt & 12-volt Outlets
- Power Drop-Down Hide-Away Overhead Bunk with Cotton Cloud™ Mattress & Bunk Ladder
- Cab Light, Dash Fans, and Drink Holders

### INTERIOR

- Residential Vinyl Flooring
- Soft-Touch Vinyl Ceiling
- LED Lighting
- Park Collection Cabinetry with Satin Nickel Hardware
- Hidden Hinges on Cabinet Doors
- Full Extension Metal Ball Bearing, Soft-closing Drawer Guides
- Leatherette Sofa Bed
- Leatherette Dream Dinette® Booth with Cup Holders & Single Child Safety Tether
- Wireless Phone Charger with USB Charge Port in Dinette Table Top
- Fabric Valance with Interior Framed Windows
- Window Solar and Privacy Roller Shades in Living Area
- Tread Plate Non-Slip Flooring, Tie Down Rings & Work-shelf Storage Cabinet in Garage

- 12-volt Attic Fan in Garage
- Black-Out Privacy Drape at Sliding Glass Patio Door
- Residential Refrigerator
- 2-Burner High-Output Gas Range Top with Single Induction Cooktop
- 30” Over-the-Range Stainless Steel Convection Microwave Oven with Air Fyer
- Solid Surface Kitchen Countertop
- Pop-Up Wireless Phone Charger with Outlets & USB/USB-C Charging Ports
- Stainless Steel Double Bowl Kitchen Sink and Single Handle faucet with Pull-down Sprayer & Stainless Steel Roll-Up Sink Cover
- Kitchen Countertop LED Accent Lighting
- Queen Size Bed (38M)
- King Size Bed with Tilt-A-View™ Inclining Bed Mechanism (38K)
- Wireless & USB Charging Ports in Night Stand
- Bedspread and Headboard
- Shower with Skylight and Glass Door
- Oxygenics® Shower Head

### INTERIOR OPTIONS

- Brighton Collection Two-Tone Cabinetry

### ELECTRICAL & PLUMBING

- 40” LED Smart TV in Living Area
- Bedroom TV Prep
- Garage TV Prep
- Exterior 40” TV on Swivel Bracket with Bluetooth® Soundbar & Radio
- USB Charging Ports - Bedroom & Living Area
- Winegard® Connect™ 5G WiFi Extender & TV Antenna
- Cable TV & CAT6 Video Distribution

- Satellite Mounting Backer in Roof

### ELECTRICAL & PLUMBING

- Onan® RV QG 5500 Gas Generator
- Automatic Generator Start
- Automatic Transfer Switch with Power Protection
- 50-amp Shoreline Power Cord
- Four (4) Auxiliary House Batteries
- 1800-watt Inverter
- 55-amp Converter
- RapidCamp+® Multiplex Wiring Control System with 7” Screen & WiFi App-Enabled
- Dual Low-profile Roof Air Conditioners
- 8,000 BTU Air Conditioner with Remote in Garage
- 100-watt Solar Charging System with Control via Multiplex Panel
- Tankless Water Heater
- Enclosed & Heated Holding Tanks
- Water Filtration System
- 360° Siphon® RV Holding Tank Vent Cap
- Black Tank Flush System
- Combo Washer/Dryer Prep (38K)

- Outside Shower
- Exterior LP Connection

### ELECTRICAL & PLUMBING OPTION

- 400-watt Additional Solar Charging System (Total of 500-watts)

SPECIFICATIONS	38M	38K
Chassis	Ford F53	Ford F53
Gross Vehicle (GVWR)	26,000	26,000
Gross Combined (GCWR)	30,000	30,000
Wheel Base	262"	262"
Exterior Length (w/o ladder)	39'-10"	39'-10"
Exterior Height (w/AC)	13'-3"	13'-3"
Exterior Width (w/o mirrors)	101"	101"
Interior Height (living area)	80" to 97"	80" to 97"
Awning Size	15'	18'
Fuel (gal)	80	80
LPG (lbs)	105	105
Fresh/Waste/Gray Water (gal)	150 / 40 / 40	150 / 40 / 40
Water Heater (gal)	Tankless	Tankless
Furnace (BTUs)	35,000	35,000
Exterior Storage Capacity (cu. ft.)	105	141
Garage Capacity (lbs.)	2,000	2,000
Hitch Rating (lbs.)	8,000	8,000

For a complete listing of available Outlaw Wild West Edition features, visit: [thormotorcoach.com/outlaw-wild-west](https://thormotorcoach.com/outlaw-wild-west)

**IMPORTANT—PLEASE READ:** This brochure reflects product design, fabrication, material, components and specifications at the date of printing, which date is disclosed below. Please visit us online at [ThorMotorCoach.com](https://thormotorcoach.com) or consult with your selling dealership for the latest in standards, options, specification and technical information. Photographs in the brochure may depict optional equipment or may only be available in certain floor plans. Components, appliances and the chassis may have been manufactured in a calendar year before the vehicle's designated model year. All capacities are approximate. The actual length of the vehicle may differ from that indicated in the brochure due to variances in the manufacturing processes and/or installed components. All dry weights are based on standard model features and do not include optional features or equipment. Component part and appliance manufacturers issue limited warranties covering portions of the vehicle not covered under the limited warranty we issue. Copyright Thor Motor Coach, Inc. © MY 05/07/2025