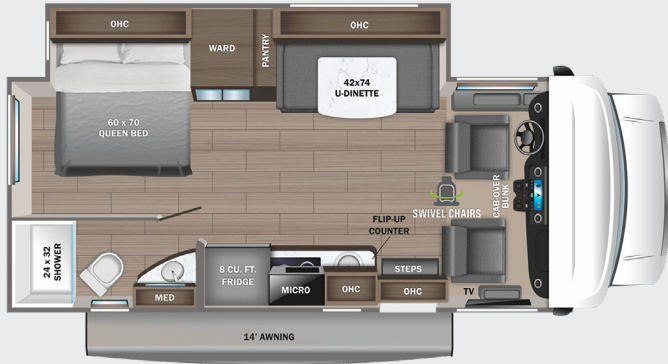


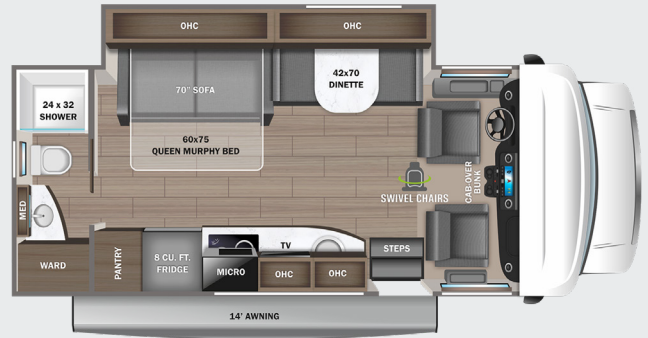
24L

OPTIONS: A, B



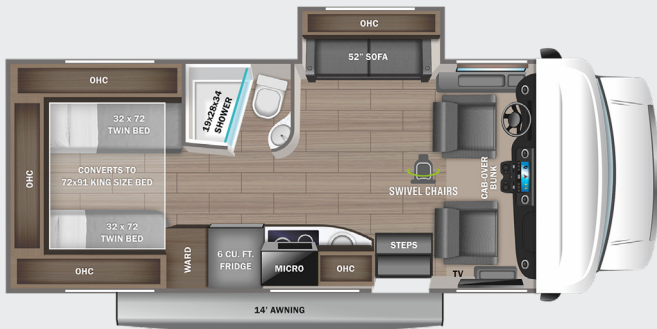
24R

OPTIONS: A, B



24T

OPTIONS: B



OPTIONS



## EXTERIOR SELECTIONS



Standard Graphics Package



Optional Partial Paint

# STANDARDS & OPTIONS

## CUSTOMER VALUE PACKAGE

One-piece, seamless, fiberglass front cap  
 Frameless windows  
 Heated holding tanks (12V pads)  
 Heated, remote-controlled, side-view mirrors  
 Electric patio awning with LED lights  
 Backup and side-view cameras  
 Keyless cab entry  
 Sony® infotainment center with Apple®  
 CarPlay™ and Android Auto™  
 Swivel driver and passenger seats  
 with boosters

## DRIVING

Mercedes-Benz® 3500 chassis with  
 170 in. wheelbase  
 GVWR- 11,030 lb.  
 GCWR- 15,250 lb.  
 V-6 Turbo 188 HP diesel engine with electronic  
 fuel injection and 325 ft.-lb. torque  
 7-speed automatic transmission  
 220-amp alternator  
 E-rated highway tires- 215/85R16  
 Front and rear disc, 4-wheel anti-lock brakes  
 5,000 lb. rear hitch receiver with dual  
 connector 7-pin plug  
 12V chassis battery  
 24.5 gal. fuel tank  
 5.8 gal. DEF tank  
 Driver and passenger airbags  
 Power windows and door locks  
 Tilt steering wheel  
 A/C and cruise control  
 Auxiliary start switch  
 Privacy curtains for cab area

## EXTERIOR

StrongholdVBL™ roof, floor and sidewalls  
 Bead-foam insulation (R-24 max roof, R-9  
 max floor, R-5 max walls)  
 TPO laminated roof

Fiberglass running boards  
 Fiberglass exterior walls with vinyl graphics  
 Electric stabilizer jacks  
 Slideout cover awnings  
 Entrance door with industry's largest  
 travel-view window  
 Electric-powered entrance step with  
 integrated house battery compartment  
 12V house battery  
 Exterior utility center  
 Winterization drain system  
 Black tank flush  
 Outside shower  
 12V demand water pump  
 Onan® 3,600W LP generator  
 Transfer switch with reverse polarity protection  
 30-amp electrical service  
 Solar prep  
 12.2 gal. propane tank (41 lb.)  
 LP quick-connect hookup  
 Flush-mount LED marker lights  
 Third brake light  
 Porch light  
 4 in. tube bumper with sewer hose storage

## INTERIOR

83 in. interior ceiling height with padded  
 vinyl ceiling  
 High-intensity, LED ceiling lights  
 LED-lit slideout fascia  
 Hardwood cabinet doors and drawers  
 Ball-bearing drawer guides  
 Jayco-exclusive, easy-operation legless  
 dinette table (24R)  
 U-shaped dinette with stow away  
 pedestal legs (24L)  
 12V USB charging station in dinette area  
 2-point lap safety belts in all designated  
 seating locations  
 Pleated blackout shades  
 13,500 BTU A/C  
 30,000 BTU auto-ignition ducted furnace

6 gal. gas/electric water heater and water  
 heater bypass  
 Powered roof vent in living area with  
 wall switch  
 LED HD Smart Fire TV in living area  
 Prep for satellite dish  
 Cable TV hookup with RG-6 coax  
 Digital antenna with signal booster  
 8 cu. ft. gas/electric refrigerator  
 2-burner, drop-in cooktop with  
 flush cover  
 Convection microwave  
 Stainless steel sink with wooden  
 cover/cutting board  
 LED-lit, pressed countertops  
 Flip-up countertop extension (select models)  
 Decorative kitchen backsplash  
 Water filtration system  
 Shower with decorative surround and skylight  
 Stainless steel bathroom sink  
 Toilet with foot flush  
 Powered roof vent in bathroom with  
 wall switch  
 Queen-size bed with bedspread (24L)  
 Queen-size power Murphy bed (24R)  
 (2) twin-size beds (24T)  
 Bedroom TV prep  
 Large wardrobes  
 Overhead bunk with 750 lb. capacity and  
 safety net with 300 lb. capacity  
 Smoke alarm  
 Carbon monoxide detector

## OPTIONS

Front entertainment center with 32 in. LED TV  
 3,200W diesel generator  
 Folding windshield sun shade  
 4-point hydraulic leveling jacks  
 Theater seating ILO dinette (24L)  
 190W solar panel with dual controller and  
 second house battery

FLOORPLAN	GVWR (lbs.)	GCWR (lbs.)	WHEEL BASE	OVERALL LENGTH	EXTERIOR HEIGHT WITH SATELLITE AND A/C	EXTERIOR WIDTH	INTERIOR HEIGHT	FRESH WATER CAPACITY (gal.)	GRAY WASTE WATER CAPACITY (gal.)	BLACK WASTE WATER CAPACITY (gal.)
24L	11,030	15,250	170.3"	25' 2"	11' 5"	96"	83"	43	31	31
24R	11,030	15,250	170.3"	25' 2"	11' 5"	96"	83"	35	31	31
24T	11,030	15,250	170.3"	25' 2"	11' 5"	96"	83"	43	31	31

Meet your Jayco Dealer



Scan QR  
 code for  
 specification  
 definitions

Some specs at the time of print may include estimates.  
 For the most updated information, please visit  
[Jayco.com/melbourne](http://Jayco.com/melbourne)

Jayco, Inc. | P.O. Box 460 | Middlebury, IN 46540

See dealer for further information and prices. All information in this brochure and on [www.jayco.com](http://www.jayco.com) is the latest available at the time of publication approval. Jayco reserves the right to make changes and to discontinue models without notice or obligation. Photography may show optional equipment or props used for decoration purposes only. RVs built for sale in Canada may differ to conform to Canadian codes. JAYCO and the JAYCO BIRD IN FLIGHT are registered trademarks of Jayco, Inc. Printed in USA 8/22 ©2022 Jayco, Inc. 2032578.2023



Jayco - Part of Jayco Family of Companies