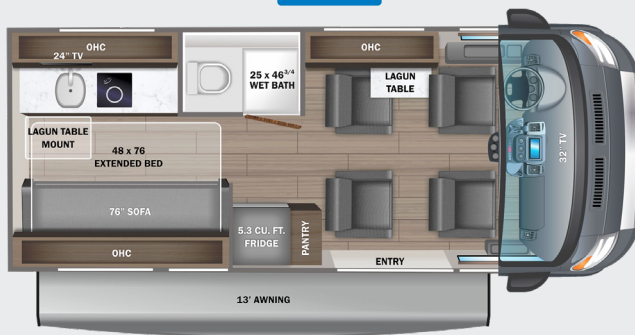
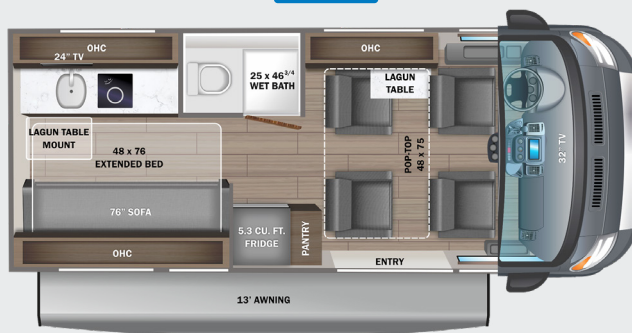


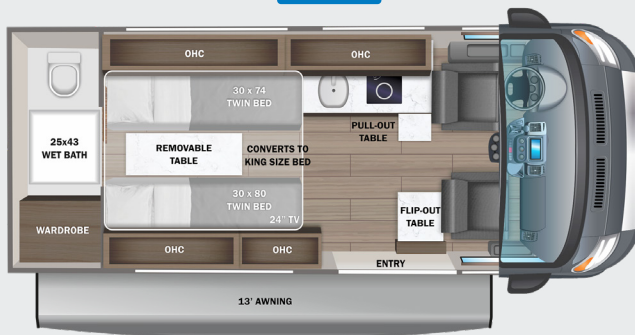
20AL



20DL



20TL



EXTERIOR SELECTIONS



Silver Van



Graphite Van

STANDARDS & OPTIONS

CUSTOMER VALUE PACKAGE

JRIDE®: Hellwig helper springs, premium heavy-duty suspension
 Thule® armless patio awning with LED light strip
 Thule® roof rack with (3) cross members
 Induction cooktop
 Timberline hydronic heating system
 Ultraleather® swivel driver and passenger seats with 6-way lumbar adjustment
 Winegard® Connect 2.0 4G/Wi-Fi/Digital TV antenna

DRIVING

RAM® ProMaster 3500 window van
 GVWR- 9,350 lb.
 GCWR- 11,500 lb.
 3.6L V6 24V VVT engine
 9-speed automatic 948TE transmission
 220 amp alternator
 Aluminum wheels
 Daytime running headlamps
 Power folding/heated side-view mirrors
 ParkSense® rear park assist system
 LT225/75R 16E tires
 3,500 lb. rear hitch receiver with dual 4/7 pin connector
 12V chassis battery
 24 gal. fuel tank (gas)
 10 in. Uconnect® infotainment center with GPS
 Power windows and door locks
 A/C and cruise control
 Backup camera
 Leather-wrapped tilt steering wheel with integrated controls
 Swivel driver and passenger seats
 Wireless charging pad
 Rain-sensing wiper system
 Lane keeping assist
 Blind spot assist
 Traffic sign assist
 Cab area privacy shade
 Remote keyless entry

EXTERIOR

48V - 210 amp hour smart lithium battery providing 10KW hours of power
 3,500W inverter
 2nd alternator (48V) dedicated to lithium battery
 200W of roof-mounted solar panels
 Slow charge solar panel for chassis battery
 13,500 BTU 48V Coleman®-Mach® 10 air conditioner
 Chrome grille package
 LED-lit running boards for cab and entry doors
 30 amp electrical service with detachable power cord
 House battery disconnect switch
 (2) 110V exterior outlets on each side of van
 Portable solar plug
 Heated holding tanks (12V pads)
 Winterization drain system
 Black tank flush
 12V demand water pump
 Water filtration system
 LED-lit holding tank valves
 Outside shower

INTERIOR

Custom-molded, vinyl-wrapped ABS interior wall panels
 Sliding screen door for entrance door
 Expandable table at entry door with safety grab handle (20T only)
 Soft-touch vinyl ceiling
 High-intensity LED ceiling lights
 Tecnoform® European-style, high-gloss cabinetry
 Ball-bearing drawer guides
 Residential vinyl flooring
 JAYCOMMAND® powered by Firefly
 (4) sliding vented windows
 Decorative window valances with night roller shades
 Rear magnetic privacy shades
 Removable privacy shade for sliding door window
 Powered roof vent in living area
 (2) additional cab bucket seats (20AL, 20DL)
 32 in. front TV on drop-down bracket and 24 in. rear TV (20AL, 20DL)

24 in. living area TV on swivel bracket (20T)
 BOSS® dual-zone radio with Bluetooth®, DVD and remote
 Cable TV hookup with RG-6 coax
 Collapsible dinette table
 5.3 cu.ft. AC/DC refrigerator (20AL, 20DL)
 3.1 cu.ft. AC/DC refrigerator (20T)
 Convection microwave
 Stainless-steel sink with glass cover and kitchen accessories
 Solid-surface kitchen countertop with pull-out extension
 Pop-up 110V/USB outlet in kitchen
 (2) twin-size beds with adjustable headrests, Froli® sleep system and filler cushion to convert to king-size bed (20T only)
 Under-bed storage (20T only)
 48 in. x 76 in. convertible sofa bed (20AL, 20DL)
 Bathroom wardrobe with drawers
 Shower with magnetic curtain surround
 Aqua View® SHOWERMISER™ water management system
 Toilet with foot flush
 Medicine cabinet with mirror
 Powered roof vent in bathroom



HELLWIG® HELPER SPRINGS

Work with the chassis' existing springs to give the RV more support, improving stability under heavy loads

PREMIUM HEAVY-DUTY SUSPENSION

With a heavy-duty rear stabilizer bar, shocks, and leaf springs, body roll is significantly reduced.

FLOORPLAN	GVWR (lbs.)	GCWR (lbs.)	WHEEL BASE	OVERALL LENGTH	EXTERIOR HEIGHT WITH SATELLITE AND A/C	EXTERIOR WIDTH	INTERIOR HEIGHT	FRESH WATER CAPACITY (gal.)	GRAY WASTE WATER CAPACITY (gal.)	BLACK WASTE WATER CAPACITY (gal.)
20AL	9,350	11,500	159"	20' 11"	9' 3"	83"	74"	21	16/17	12
20DL	9,350	11,500	159"	20' 11"	9' 3"	83"	74"	21	16/17	12
20TL	9,350	11,500	159"	20' 11"	9' 3"	83"	74"	18	14.5	13

Meet your Jayco Dealer



Scan QR code for specification definitions

Some specs at the time of print may include estimates. For the most updated information, please visit Jayco.com

Jayco, Inc. | P.O. Box 460 | Middlebury, IN 46540

See dealer for further information and prices. All information in this brochure and on www.jayco.com is the latest available at the time of publication approval. Jayco reserves the right to make changes and to discontinue models without notice or obligation. Photography may show optional equipment or props used for decoration purposes only. RVs built for sale in Canada may differ to conform to Canadian codes. JAYCO and the JAYCO BIRD IN FLIGHT are registered trademarks of Jayco, Inc. Printed in USA 8/22 ©2022 Jayco, Inc. 2032572.2023



Jayco - Part of Jayco Family of Companies