



AIRSTREAM[®] Interstate 24GT

2027 TOURING COACHES




About Interstate 24GT

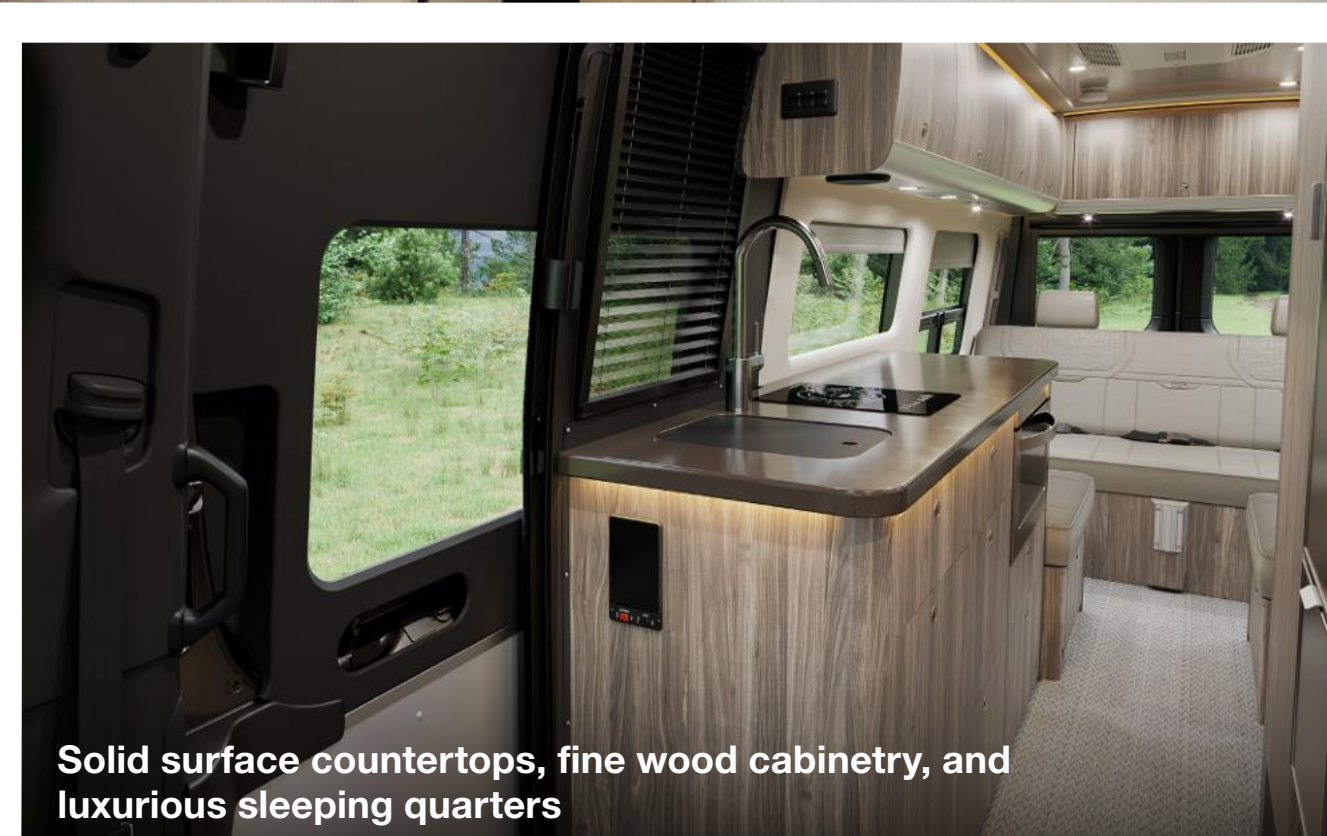
With Mercedes-Benz® power and performance under the hood and Airstream's legendary handmade craftsmanship inside, the Interstate 24GT is built for couples and solo travelers who want a premium travel experience. Hit the road for a multi-week odyssey or head south in style for the winter: the Interstate 24GT was designed to be as versatile as your travel plans. With comfort and dependability at the top of the list, Interstate 24GT delivers all the comforts of home – in abundance.

From the large galley and spacious sleeping quarters to the cleverly appointed on-board bathroom, Interstate 24GT is made for the grand tour that inspired its GT namesake. With belted seating positions for up to seven people and sleeping space for two, you can bring along friends for a day trip or hit the road with a loved one for the road trip of a lifetime. We load up the Interstate 24GT with every available safety and performance feature offered by Mercedes-Benz – and we include them as standard, not upgrade options. With an Interstate 24GT, you're traveling in the very best of safety, performance, interior design, comfort, and efficiency every time you hit the road.


Once you arrive at your destination, conveniences like a full kitchen, an onboard bathroom, charging stations, and two smart flatscreen TVs let you enjoy your time in comfort and style. Swivel the captain's chairs around and catch up on emails at the handy work station. Prepare snacks and drinks on solid surface countertops in the galley. Store accessories in the European-style curved cabinetry. Relax on plush, easy-to-clean Ultraleather™ seating surfaces. No matter where you turn, the Interstate 24GT is ready to impress.



Rear lounge converts into a large sleeping space



Solid surface countertops, fine wood cabinetry, and luxurious sleeping quarters



Rear-view camera and driving assist features for ultimate safety and security

Interior Décor

“ I never thought I would love such a luxurious décor, but every time I step inside it really takes my breath away.” **MARK** Interstate 24GT Owner



Classic Canyon



Stonehaven

Interior Décor



Amber Ridge



Tommy Bahama® Resort Edition

Exterior **Paint Options**



Hightech Silver Metallic



Tenorite Gray Metallic



Stonehaven Décor Shown



Floor Plan

The Interstate 24GT has belted seating positions for seven passengers. Front captain's chairs swivel to face a convenient work station on the street (driver's) side. A central galley features a single-burner induction cooktop and deep sink for preparing everything from a gourmet meal to healthy snacks while en route. Across the aisle a wet bath makes for an efficient use of space, with a showerhead that doubles as a faucet, a mirror that extends and swivels, and a totally waterproof toilet paper cover.

The rear of the Interstate 24GT is anchored by a wide seating area for up to five people around a central table. The seating area converts at the push of a button to a spacious sleeping area. Overhead lockers provide ample space to store dishware, food, bedding, and everything you need to make your journey complete. Behind the seating, rear doors swing open to reveal more storage and a clever table system that's perfect for outdoor entertaining.

Exterior Features

Built on the powerful performance of the legendary Mercedes-Benz Sprinter van chassis, the Interstate 24GT is packed with exterior features that prioritize entertaining, camping, and enjoying the outdoors. The sliding door automatically opens and a powered step extends for easy entrance. Premium Air Ride Suspension provides the smoothest ride available, while the new standard Advanced Power System and roof-mounted solar panels ensure you have the power you need for the road ahead.



1 400 watts of solar panels on the roof harvest the free, abundant power of the sun.




2 The powered awning extends and retracts at the push of a button.



3 The standard Advanced Power Package combines a powerful battery system with a convenient single-fuel-source heating and hot water system.



4 Air Ride Suspension handles bumps in the road, changes in elevation, and wind resistance for the smoothest ride possible.



5 Safety sensors positioned around the exterior of the coach and a rear view camera give you comprehensive situational awareness.



6 Mercedes-Benz® performance under the hood is anchored by a powerful and efficient diesel engine.

Specifications

| | |
|------------------------------------|--|
| Chassis | Mercedes-Benz® Sprinter 3500 Extended AWD |
| Engine | Mercedes-Benz® 2.0L Turbo Czharged 4-Cylinder High Output Diesel |
| Emissions | BlueTEC SCR Technology, 50 State – EPA/CARB Standards |
| Horsepower/Torque | 208 HP @ 3,600 RPM 332 lb-ft torque @ 1400 - 2400 RPM |
| Transmission | 9G-TRONIC Plus Automatic |
| GVWR/GCWR | 11,030 lbs/15,250 lbs |
| UWV**** | 9,423 lbs |
| OCCC**** | 1,708 lbs |
| Tow Capacity** | Up to 5,000 lbs |
| Axle Ratio | 4,727 |
| Wheelbase | 170" |
| Alternator | 280A |
| Tow Package | Mercedes-Benz® Hitch, 7 Pin Trailer Plug, Brake Control Pre-Wired |
| MPG* | 16-18 Estimated Highway |
| Overall Length | 24' 6" |
| Overall Height | 9' 9" (Including A/C) |
| Overall Width | 7' 8.5" (with Mirrors), 6' 7.5" |
| Interior Height/Width | 6' 2.25" / 5' 10" |
| Tank Capacities | 23 gals (Fresh), 24 gals (Grey), 11 gals (Waste) |
| Diesel Fuel | 24.5 gals |
| Air Conditioner | 13,500 BTU with Soft Start |
| Furnace | Diesel-Fired Hydronic |
| Water Heater | Diesel-Fired Hydronic |
| Heated Tanks | Fresh and Grey Tanks (12 V) |
| Refrigerator and Freezer | 6.6 cu ft with Stainless Insert (12 V) |
| Microwave | 1.2 cu ft Drawer Microwave with Travel Latch |
| Cooktop | 1,000 W Single Burner Induction (True Induction) |
| Safety Components | Smoke and CO ₂ Alarm, Fire Extinguisher and First Aid Kit |
| Plumbing System | Macerator Pump System |
| Chassis Safety System | Mercedes Benz® Adaptive ESP® (Electronic Stability Program) |
| Trailer Safety System | Mercedes Benz® Adaptive Trailer Stability Assist System |
| TV Antenna | Omni-Directional, VHF/UHF/FM |
| TV Cable/Satellite Port Ethernet | Cable TV Outlets/Hook-ups External Ethernet Port |

| | |
|-----------------------|---|
| TV Satellite | Pre-Wired for Satellite Dish |
| 5G Pre-Wire | Pre-Wired for Connected Service |
| Electrical System | Multiplex Bluetooth App Control System with Touch Screen for Energy Management System 130 A Multi-Stage Charger 3,000 W Pure Sine Inverter (Xantrex) |
| Converter/Inverter | Advanced Power: Deep Cycle Lithium Batteries with Built In Heater - 10.3 kWh |
| Advanced Power System | Advanced Power Plus (Optional): Deep Cycle Lithium Batteries with Built In Heater - 17.2 kWh |
| Secondary Alternator | 311A (Max) Alternator, 12 V with Regulator |
| Shore Power | 30 A Service with Smart Plug |
| Solar Power | 400 W Solar System |
| Support | 1 Year 24/7 Coach-Net® Roadside Assistance |
| Warranty*** | 2 Year Airstream Limited Warranty 5 Years/75,000 Miles Mercedes-Benz® Chassis 5 Years/100,000 Miles Mercedes-Benz® Engine and Drive Train |

(Chassis specs may vary, contact your Airstream Dealer)

Safety

| | |
|--|-----|
| Multiple Safety Air Bags | STD |
| Active Brake Assist | STD |
| Active Lane Keeping Assist | STD |
| Active Blind Spot Assist | STD |
| Active Distance Assist - Distronic Plus | STD |
| Active Driver Attention Assist | STD |
| Active Rear Cross Traffic Assist | STD |
| Front and Rear Parktronic Parking Assist | STD |
| Traffic Sign Assist | STD |
| Hill Start Assist | STD |
| E Call Assist | STD |
| High Beam Assist | STD |
| Rear Camera Assist | STD |
| Wet Wiper System | STD |
| Blind Spot Monitoring | STD |

Cockpit

| | |
|--|-----|
| Power Adjustable Heated Driver/Passenger Swivel Seats | STD |
| Tilt and Telescopic Leather Steering Wheel | STD |
| Advanced Multifunctional Steering Wheel with Capacitive Touch Controls | STD |
| Heated Steering Wheel | STD |
| Steering Wheel Paddle Shifters | STD |
| Push Button Keyless Start | STD |
| Entry Door Lighting | STD |
| In-Dash Wireless Cell Phone Charging | STD |
| Overhead Map Lights | STD |
| In-Dash Maintenance Monitoring System | STD |
| MBUX Infotainment System (Mercedes-Benz User Experience) Touch Screen, Pinch, Zoom, Voice Recognition, Apple Carplay®, Android® Capability | STD |
| In-Dash Wireless Cell Phone Charging | STD |
| Rear and Side View Camera Monitor | STD |
| Cockpit Carpet Floor Mats | STD |
| Privacy Shades | STD |

Exterior

| | |
|---|-----|
| Full Body Kit | STD |
| Custom Grille | STD |
| Hidden Hitch Cover Rear Bumper | STD |
| 3M® Protective Film Rear Bumper | STD |
| Fog Lamps | STD |
| OE Wheelworks Triple Nickle Chrome Wheels | STD |
| High Performance LED Headlights | STD |
| Heated Windshield | STD |
| Power Heated Mirrors | STD |
| Power Armless Awning with Auto Retract | STD |
| Power Entry Step (Sliding Side Door) | STD |
| Locking Service Boxes | STD |
| Exterior Shower with Hot and Cold Water | STD |
| Power Rear Screen | STD |
| Sliding Screen Door | STD |
| Curb and Street Side Exterior Ports for Additional Solar Panels | STD |
| Exterior TV and Internet Inlets (Coax and Ethernet Cat6) | STD |
| 110 V Outlet | STD |
| Tire Pressure Monitoring Sensors | STD |
| Air Ride Suspension | STD |
| Hydraulic Leveling Jacks | OPT |
| Advanced Power Plus | OPT |

Main Cabin

| | |
|---|-----|
| Signature Aluminum Ceiling and Trim | STD |
| Matte Finish Laminate Cabinetry | STD |
| Flush-Mount and Solid Shut Cabinets | STD |
| Ultraleather® Seating | STD |
| Vinyl with Urethane Covering on Walls and Windows | STD |
| Power Day/Night Window Shades | STD |
| Marine Woven Synthetic Flooring | STD |
| Adjustable LED Lighting | STD |
| Lagun Adjustable Table (2 Mounts) | STD |
| LED Widescreen SMART HDTVs (2) | STD |
| Premium Digital Media Receiver | STD |
| Custom Rear Speakers (2 EA) | STD |
| Power Rear Sofa (70"x 82") | STD |
| USB Charging Ports | STD |
| Pantry with Built-In Drawers and Shelves | STD |
| Exhaust Fan with Rain Sensor | STD |
| Rear Cabin Carpet Kit (Black) | STD |
| Built-In Work Station | STD |
| Overhead Lockers | STD |
| Underbed Interior Storage | STD |

Bathroom (Wet Bath)

| | |
|--------------------------------|-----|
| Toilet | STD |
| Shower | STD |
| Sink with Articulated Mirror | STD |
| Riveted Aluminum Porthole Door | STD |
| Retractable Clothes Line | STD |
| Towel Rack | STD |

Galley

| | |
|--|-----|
| Solid-Surface Countertop with Backsplash | STD |
| Waste Basket and Paper Towel Holder (Built-In) | STD |
| Sink with Cover | STD |
| Single-Burner Induction Cooktop | STD |
| Under Counter Lighting | STD |

* Actual mileage may vary due to load, driving style, and overall conditions.

** Typical tow capacity will vary and is dependent upon build spec and intended vehicle loading with people, cargo, and fluids.

*** New Vehicle Limited Warranty. Individual components may vary. See Owners Manual for specific warranty coverage and information.

**** Weights are approximate. See Vehicle Sticker for specific vehicle information.

Why You'll Love It

You've spent your life dreaming of a grand adventure – now make that adventure a reality in the Interstate 24GT.

Built as much for weeks-long trips as it is for the journey south in the winter, the Interstate 24GT is made for couples who want to travel in sumptuous, functional style.

Air Ride Suspension ensures a smooth ride no matter the road conditions.

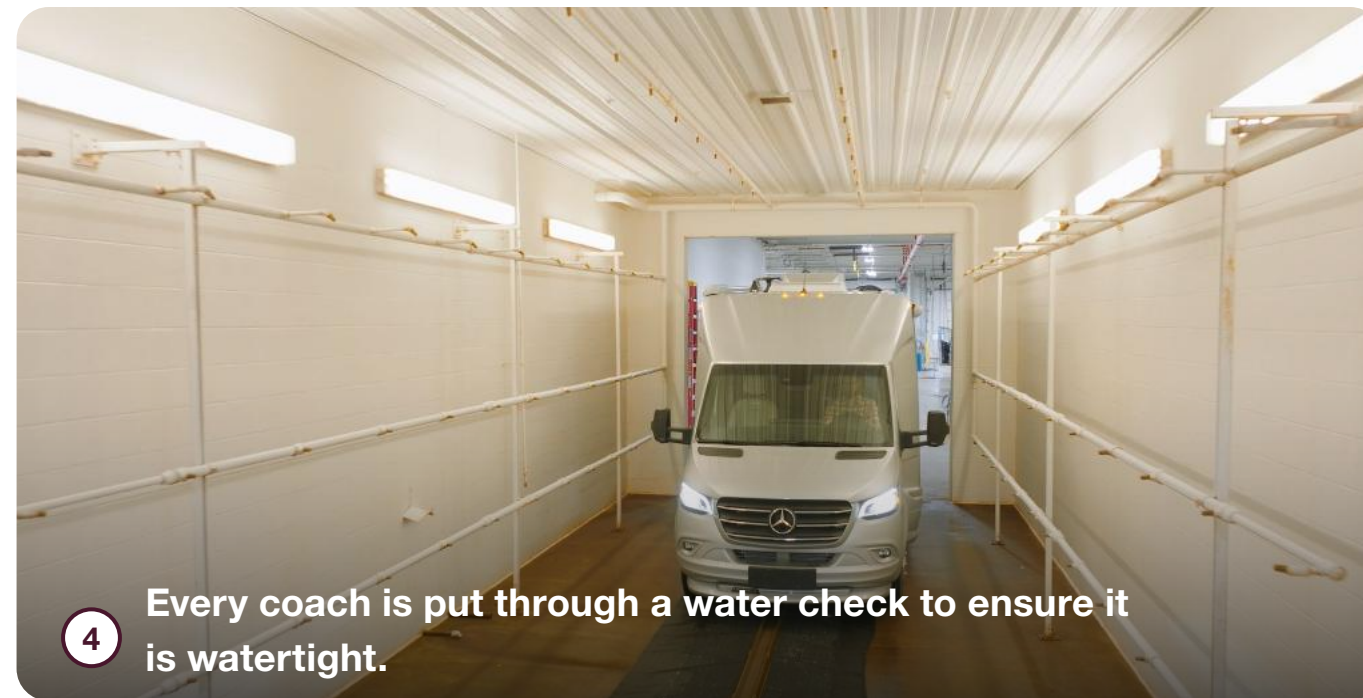
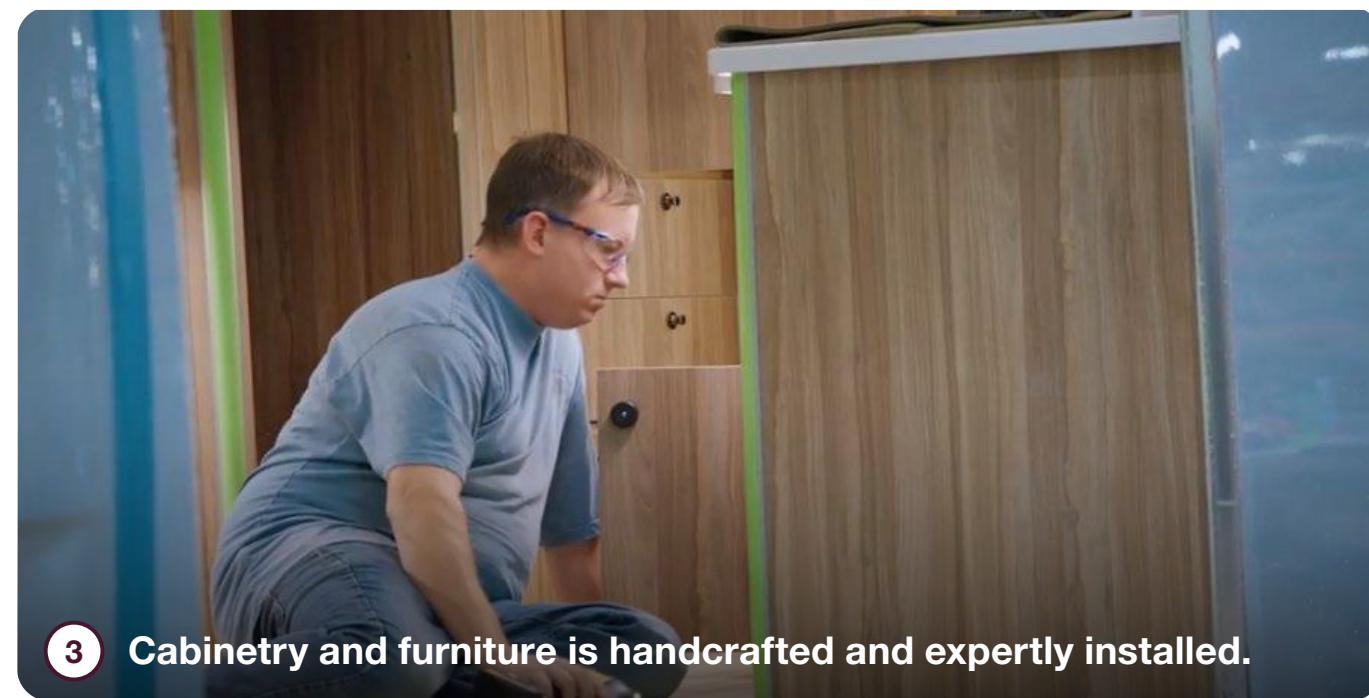
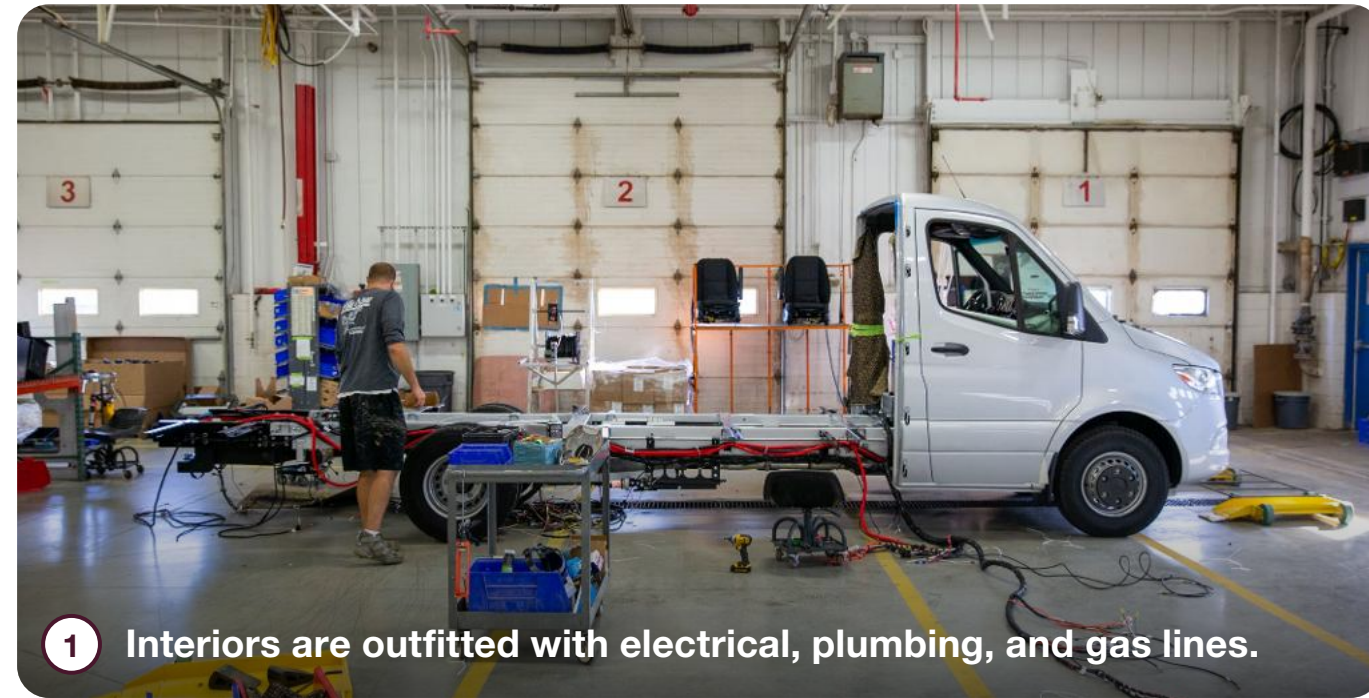
Sliding and powered screens throughout the coach let you open windows to let fresh air flow freely through the interior.



How It's Made

Each Mercedes-Benz cab chassis arrives in Jackson Center fully loaded with safety and security features and one of the most powerful and dependable engines under the hood. Our expert craftspeople hand-build the exterior walls and roof in-house while undercarriage features like generators, holding tanks, and batteries are installed. Standard seats are removed and re-upholstered with plush Ultraleather, while the interior is outfitted with electrical wiring harnesses, plumbing, gas lines, and comfort systems. We handcraft every cabinet and storage locker in our woodshop, which are then installed along with the shower, seating, and galley appliances. Extensive paint and fiberglass bodywork complete the exterior. And like every Airstream product, Atlas is put through an extensive water check to ensure there are no leaks before quality inspection teams test every component, system, and function before it goes out the door to a customer.

[Schedule a factory tour](#)



Discover Interstate 24GTX



Hightech Silver Metallic

Tenorite Gray Metallic

Adventure Refined

Interstate 24GTX builds on the 24GT with a rugged, adventure-ready exterior, including body-coated finish, all-terrain tires, and brush guards with LED lights. Inside, it retains the 24GT's luxurious interior, blending comfort with capability for a refined retreat ready to tackle every journey without compromise. every journey without compromise.

Specifications

| | |
|---|-------------------------|
| Mercedes Benz® Sprinter 3500 Extended AWD | |
| Mercedes Benz® 2.0L Turbo Charged 4-Cylinder High Output Diesel | |
| GVWR/GCWR | 11,030 lbs 15,250 lbs |
| UWV ** | 9,423 lbs |
| OCOC** | 1,708 lbs |
| Tow Capacity* | Up to 5,000 lbs |
| Tenzing Brush Guard with Integrated LED Lights | |
| Durable Body Protection Coating | |
| Black Stylized Aluminum Wheels | |
| All Season-All Terrain Rugged On/Off Road Tires | |
| Black Running Boards | |

LEARN MORE



419 West Pike Street,
P.O. Box 629
Jackson Center, OH
45334 USA
937-596-6111

www.airstream.com

AIRSTREAM[®] + **Mercedes-Benz[®]**

Roll with the Best[®]

Product information, specifications, and photography in this brochure were as accurate as possible at time of printing. Photographs may contain some features that are optional on your vehicle.

Since we continually strive to improve our products, actual products may differ. Prices and specifications are subject to change without notice. All capacities are approximate and dimensions are nominal. Some features or options may be different or unavailable in other countries.

WARNING – The recreational vehicle weight must remain within the manufacturer's specified chassis weight limit. Do not overload the recreational vehicle through the addition of water, options, cargo or otherwise. Your safety depends on not overloading the trailer, axles, and tires.

AIRSTREAM[®], the Airstream travel trailer trade dress, and all related model names, slogans, logos, trade dress, and trademarks are owned or used under license by Airstream, Inc. All other trademarks are owned by their respective owners.