

## QUALITY

Winnebago RVs are designed and built around you, with superior craftsmanship, advanced manufacturing technologies and steel-focused construction to enhance safety and reliability.

## INNOVATION

From groundbreaking RVs to game-changing features to the spacious floorplans made possible by our SmartSpace™ design, our heritage is unrivaled for continuous industry firsts in vehicle technology and design.

## SERVICE

Our carefully chosen dealers are supported by factory training and our advanced parts supply system, while owners benefit from excellent real-world customer support as well as 24/7 access to online technical information.

## BELONGING

Winnebago owners are a connected community – some of the friendliest, most knowledgeable and welcoming RVers you'll find anywhere.

**WINNEBAGO**



© 2024 Winnebago



## Let's go!

One of the best-selling camper vans in North America, the Winnebago® Travato®, brings its can-do capability to adventure seekers of all types, and with features that make life on the go even easier and more comfortable.

- » Engineered for extended-season camping\*
- » Efficient heating and cooling systems
- » Convenient, accessible storage
- » Fuel-efficient with daily driver capability
- » Available Pure<sup>3</sup> Advanced Energy System

**WINNEBAGO**





# Meet the Travato

The 21' Travato is available in four floorplans, including two with the Pure<sup>3</sup> Advanced Energy System, which uses safe, dependable automotive-grade technology to extend off-grid stays without a generator or electrical hookup.

And the adventures don't have to end when the seasons change, thanks to extensive insulation, above-floor waterlines, heated tanks and available dual-pane acrylic insulated windows.\*



**1 RAM PROMASTER® CHASSIS WITH 280-HP 3.6L V6**  
Fuel-efficient and easy to drive, with plenty of power

**2 AVAILABLE DUAL PANE ACRYLIC INSULATED WINDOWS**  
Provides additional thermal and acoustic insulation

**3 POWERED PATIO AWNING**  
With LED lighting and Bluetooth® control

**4 SIDE SCREEN DOOR WITH MAGNETIC CLOSURES**  
Keep bugs out and let the breeze flow through

**5 TRUMA COMBI® ECO PLUS**  
Uses propane and/or electricity to efficiently provide hot water and coach heat

**6 REAR ANNEX**  
The rod-mounted privacy curtain adds living space in camp

\*Winnebago recommends following the winter use guidelines and winterization procedures outlined in your owner's manual whenever camping in freezing conditions.





#### PURE<sup>3</sup> ENERGY MANAGEMENT SYSTEM

- » More than 9,000 watt-hours of usable power (over 12,000 with optional energy pack)
- » Dedicated auxiliary alternator powered by the chassis engine
- » Includes 3,200-watt inverter and Bluetooth® control module



#### PLUMBING SYSTEM

- » Weather-protected waterlines and heated tanks for colder-weather camping
- » Water panel centralizes control valves, connection points and exterior wash station
- » Eco-Hot® water system conserves water and provides instant hot water



#### HVAC SYSTEM

- » Centralized panel location for all coach systems
- » Efficient Truma Combi® Eco Plus heating system runs off propane or electricity if available
- » Ultra-quiet Coleman®-Mach® 10 NDQ air conditioner with directional vents and built-in thermostat, conveniently operable using the smartphone app





## Innovative Features Make The Most Of Every Square Inch

### 1. Cab

An inflatable bed, supported by the cab seats, can be deployed to comfortably accommodate overnight guests.

### 2. Dinette

The 59G and 59GL offer dinette seating with 3-point seat belts while all floorplans feature an adjustable, movable table.

### 3. Galley

The galley is fully equipped with a compressor-driven refrigerator, propane or induction cooktop, microwave or microwave/convection oven, and stainless steel sink set in the beautiful Corian® countertop.

### 4. Bedroom

The redesigned corner bed (59G and 59GL) is roomier and lighter, allowing easier access to the under-bed storage. The 59K and 59KL's Flex Bed system quickly converts to a larger bed, and also provides easy access to the below-bed passenger-side storage.

### 5. Wet Bath

The convenient wet bath includes a fold-down or stainless steel sink, Oxygenics® showerhead, toilet with foot pedal and sprayer, medicine cabinet and powered roof vent.

### 6. Rear Annex

The rear annex extends your living space and can be used for hanging wet gear or clothing, as an outdoor shower, an impromptu awning, or a myriad of other uses.



59G



59GL



59K



59KL

Dotted lines denote overhead storage areas. Blue dashed lines denote sleeping areas. Floorplans are representations only and are subject to change. Please contact a certified Winnebago dealer for more information.





With its advanced technology and long list of standard features, the Travato makes every trip more comfortable, more enjoyable and more memorable.





#### CAB SAFETY FEATURES

The Travato features the latest Ram ProMaster® safety features, including Crosswind Assist to provide more control in gusty conditions, and Blind Spot Monitoring to notify you when a vehicle has entered your blind spot.



#### SWING-ARM MOUNTED SWIVEL TABLE

The sleek pedestal in the lounge includes pop-up power outlet, RAM® Mount assist handle to securely attach a variety of electronics, making it the perfect mobile workspace.



#### WINNSLEEP SYSTEM

All floorplans feature our plush, cool and comfortable WinnSleep® system, combining a superior mattress with a European suspension system that increases comfort, relieves pressure and improves air circulation under the mattress.



WINNEBAGO

TRAVATO / Specifications

WEIGHTS & MEASURES	59G	59GL	59K	59KL
Length	21'	21'	21'	21'
Exterior Height <sup>1</sup>	9'4"	9'4"	9'4"	9'4"
Exterior Width	6'9"	6'9"	6'9"	6'9"
Awning Length	13'	13'	13'	13'
Interior Height	6'3"	6'3"	6'3"	6'3"
Interior Width	6'2"	6'2"	6'2"	6'2"
Freshwater Tank Capacity <sup>2</sup> (gal.)	18	18	18	18
Water Heater Capacity (gal.)	2.6*	2.6*	2.6*	2.6*
Holding Tank Capacity - Black/Gray <sup>2</sup> (gal.)	11/14	11/14	12/13	12/12
LP Capacity <sup>3</sup> (lbs.)	25	25	25	25
Fuel Capacity (gal.)	24	24	24	24
GCWR <sup>3</sup> (lbs.)	12,000	12,000	12,000	12,000
GVWR (lbs.)	9,350	9,350	9,350	9,350
GAWR - Front (lbs.)	4,629	4,629	4,629	4,629
GAWR - Rear (lbs.)	5,291	5,291	5,291	5,291
Wheelbase	159"	159"	159"	159"
* Quick recovery Truma Combi™ water/coach heater system runs on LP and/or 110-volt electric (includes 2-850-watt heating elements)				

## Chassis

Ram ProMaster® 280-hp, 3.6L V6 gas engine, 9-speed automatic transmission, 180-amp. alternator

4-wheel ABS brakes

Stylized aluminum wheels

Trailer hitch<sup>4</sup> 3,500-lb. drawbar/350-lb. maximum vertical tongue weight

4-pin wiring connector

## Cab Conveniences

Radio/Rearview monitor system 7" multimedia touchscreen infotainment center, steering wheel controls, color rear camera, Apple CarPlay,® Android Auto,™ Bluetooth® SiriusXM® JBL® speakers and USB ports

Cab seats armrests, adjustable lumbar support, adjustable headrest, and slide/swivel/recline

Airbags driver and passenger front, side curtain, side seat bolster

Cruise control

3-point seat belts

Electric power steering

Power mirrors w/defrost and turn signal

Power door locks w/remote

Power windows

12-volt powerpoints

Sunvisors

Front and cab window privacy panels

Carpet floor mat

Appliqué package

SuperSprings® SumoSprings® (front and rear)

Crosswind assist

Blind spot monitoring

## Galley

Corian® countertop

Flip-up countertop extension (59G, 59GL)

Microwave/convection oven w/touch controls (59K, 59KL)

Microwave oven w/touch controls (59G, 59GL)

2-burner range top w/glass cover and heat shield (59G, 59K)

Single burner induction cooktop (59GL, 59KL)

Single door compressor-driven refrigerator/freezer 12-volt (59K, 59KL)

Two-door compressor-driven refrigerator/freezer 12-volt (59G, 59GL)

Stainless steel sink w/Corian® cover

Cold water filtration system (galley)

Spice rack

Pull-out countertop extension (59K, 59KL)

## Bath

Flexible showerhead

Medicine cabinet

Mirror

Fold-down sink (59K, 59KL)

Toilet w/foot pedal and sprayer

Shower curtain

Shower package w/showerpan

Shower w/wall surround (59G, 59GL)

Stainless steel sink (59G, 59GL)

Towel bar

Tissue holder

Sliding tambour bath door (59G, 59GL)

Two-piece sliding door (59K, 59KL)

Powered roof vent

Wardrobe cabinet (59K,59KL)

## Bedroom

Double bed w/WinnSleep® system and support leg/step (59G, 59GL)

Twin beds w/WinnSleep® system and storage below passenger side (59K, 59KL)

Flex Bed kit (59K, 59KL)

## Exterior

Rod and privacy screen (provided for rear annex)

Rack mounted powered patio awning w/LED lighting and Bluetooth® control

Porch light w/interior switch

Driver's side service light

Assist bar w/integrated RAM® Tough-Track™ Mount (sliding entrance door)

Assist bar (rear entrance door)

Rear door latch convenience strap

Side screen door w/magnetic closures

Rear screen door

Aluminum running boards w/logoed tread, ground-effect lighting and pet loop attachment

Movable ladder

Luggage rack

### OPTIONAL EQUIPMENT

Bike rack

## Heating & Cooling System

Coleman®-Mach® 10 NDQ air conditioner w/directional vents, Bluetooth® control and built-in thermostat with auto mode

Truma Combi® Eco Plus Heating System w/two 850-watt heating elements

## Electrical System

Pure<sup>3</sup> Energy Management System (59GL, 59KL)

3-module lithium-ion energy pack, 3,200-watt inverter, Bluetooth® control module, energy pack heating system and a second dedicated alternator powered by the chassis engine

2,800-watt Cummins Onan® Q6 gas generator (59G, 59K)

AC/DC load center, 45-amp. converter/charger

Auxiliary start circuit

2 deep-cycle Group 31 batteries (59G, 59K) (AGM maintenance-free)

Coach battery disconnect system

Automatic dual-battery charge control

30-amp. power cord

Exterior TV jack

Exterior AC/DC receptacle

Energy Management System

215-watt solar panels w/charge controller, junction box and plugs for additional solar panels

1,000-watt pure sine wave inverter (59G, 59K)

### OPTIONAL EQUIPMENT

Pure<sup>3</sup> Energy Management System (59GL, 59KL)

4-module lithium-ion energy pack, 3,200-watt inverter, Bluetooth® control module, energy pack heating system and a second dedicated alternator powered by the chassis engine

## Plumbing System

Eco-Hot® water system

LPG accessory connection (patio area)

Water center control panel includes all control valves, connection points and exterior wash station w/pump switch

10' sewer hose

Winterization Package w/labeling, water heater bypass valve and siphon tube

On-demand water pump

Permanent-mount LP tank w/gauge

Macerator pump (59G, 59GL gray tank only)

Holding tank flushing system

Heated drainage system

## Safety

LP, smoke, and carbon monoxide detectors

Fire extinguisher

Ground fault interrupter

Fog lamps

## Warranty<sup>5</sup>

12-month/24,000-mile basic warranty<sup>6</sup>

#### FOOTNOTES







- The height of each model is measured to the top of the tallest standard feature and is based on the curb weight of a typically equipped unit. The actual height of your vehicle may vary by several inches depending on chassis or equipment variations. Please contact your dealer for further information.
- Capacities are based on measurements prior to tank installation. Slight capacity variations can result due to installation applications.
- Capacities shown are tank manufacturer's listed water capacity (W.C.). Actual filled LP capacity is 80% of listing due to overfilling prevention device on tank.
- Actual towing capacity is dependent on your particular loading and towing circumstances which includes the GVWR, GAWR, and GCWR, as well as adequate trailer brakes. Please refer to the Operator's Manual of your vehicle for further towing information.
- See separate chassis warranty.
- See your dealer for complete warranty information.

NA Not Available




Not all items available in combination. See dealer for details.

Because features, specifications, equipment, and options may vary from those highlighted here, the buyer is responsible for confirming with the dealer the features, specifications, equipment, and options included on their specific vehicle. In addition, Winnebago's program of continuous product improvement may result in changes to vehicle specifications, equipment, model availability, and price without notice.

## DECOR BLEU

		
Ultraleather	Ultrafabrics Accent (G, GL)	Bed Cover (K, KL)
		
Corian Countertop	Wall Board	Vinyl Flooring

### WITH YOUR CHOICE OF CABINETRY

		
Walnut	Walnut and White	Weathered Teak

## EXTERIORS



BRIGHT WHITE



BRIGHT WHITE DELUXE



BRIGHT SILVER



BRIGHT SILVER DELUXE



CERAMIC GRAY



CERAMIC GRAY DELUXE



SANDSTONE



SANDSTONE DELUXE

## What do you need to know before you go?

You'll find the answers to these and many more questions in the Travato Video Library, a collection of informative and how-to videos that explains pretty much everything you need to know about the Travato

From adjusting seats and lowering (or raising) the bed, to operating major systems, to plumbing and electrical basics — it's all here in the Travato Video Library.

## Travato Video Library



Scan the QR code with your smartphone camera to access the Video Library and learn more about the Travato.

